



QUICK START GUIDE



SUPPORT CONTENT



DOWNLOAD THE APP


CONTENTS

1



SET UP

2



STEP 1: Place base on a hard floor and in a location with strong Wi-Fi signal. Allow 0.3m of clearance on each side and 0.6m clearance in front. Plug in base. When powered the indicator light on the base will turn white. **DO NOT place the base on carpet.**



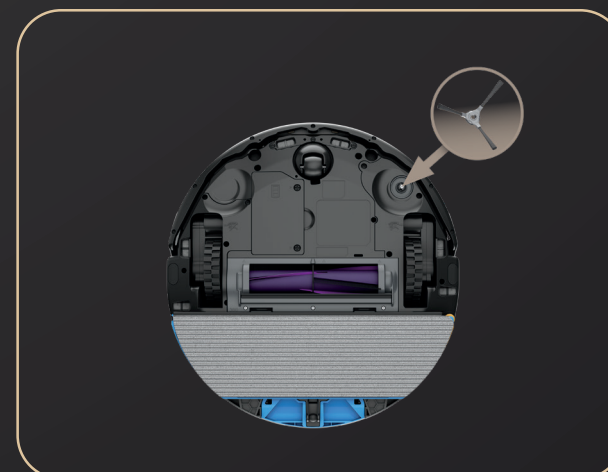
STEP 2: Install ramp on the base. You will hear a click when in place.




STEP 3: Remove the odour cartridge from the robot box. **Flip up the handle, align the arrows** and insert the cartridge. **Rotate counterclockwise** until clicked into place.



STEP 4: Lift the main lid on the front of the base. Remove the clean water tank. Add room temperature water up to the and 355ml of **Shark cleaning solution** only to the fill line.



STEP 5: Attach the side brush to the robot. Press until clicked into place



STEP 6: Slide the robot onto the base to charge. **The front sensor should point outwards and the Shark lidar logo should be upside down.** The initial charge will be 4 hours. When charging the base indicator light on the base will turn green.




Download the Shark Clean App

SCAN HERE to download the Shark Clean App and follow the in-app instructions to complete set up.

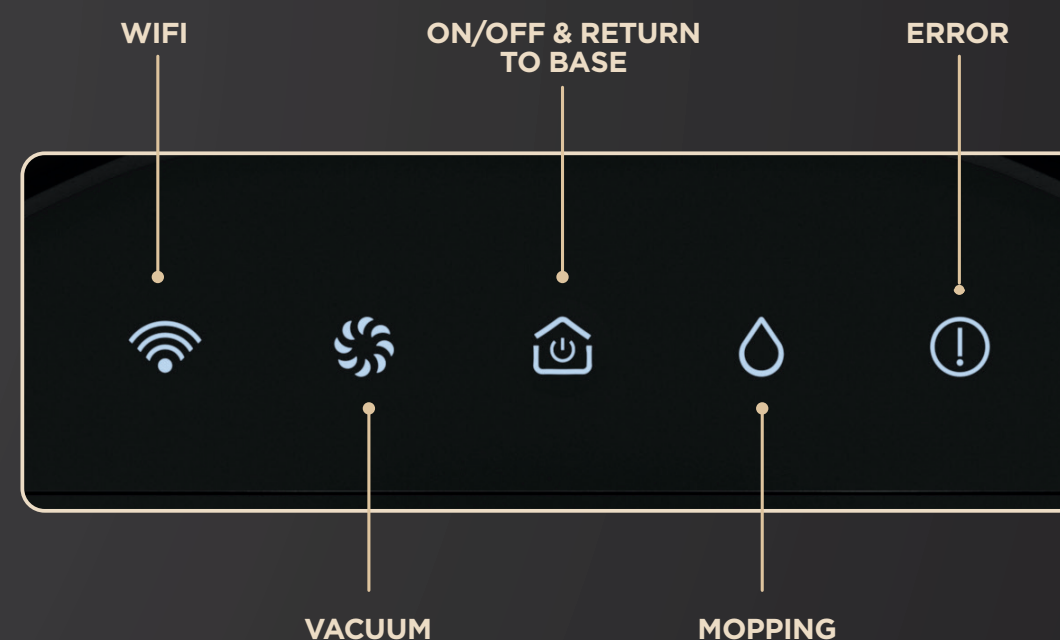


Pairing Mode

When prompted by the app, tap the WI-FI icon  on your robot to enter pairing mode.

If the Wi-Fi is not responding, hold



 +  +  to reset Wi-Fi




- Hold for 3 seconds to power on/off.
- Tap to initiate docking.



- Hold for 3 seconds for a whole home clean. It will first vacuum carpets then vacuum and mop hard floors.

- To clean a certain area of your home, place the robot on the spot you wish and hold either the  or  for 3 seconds to activate a spot clean.

- Shark Robots use 2.4 GHz networks to connect.
- **Restart your phone**
- **Reboot your robot** - Take robot off base and press  for 3 seconds. Return robot to base
- **Reboot your router** - Unplug the router for 30 seconds then plug back in. Allow 1-2 minutes for your router to reboot completely.
- Follow steps outlined in the Shark Clean App




Support.sharkclean.co.uk



For UK Customer Service
+44 0808 109 1166



SUPPORT CONTENT



DOWNLOAD THE APP